


Belly-Bar quick shut down system



Large tilt up shroud for bit access




Dust suppression tank



Dual stage air cleaner



Integrated lifting hooks



Extreme-duty drum bearings

SPECIFICATIONS

Engine:	27 HP OHV Kohler (Gas)
Dust Supression Tank	10 Gallons
Air-Cleaner:	Dual Dry-Element
Pre-Cleaner:	Rotating Vane, 98% Contaminant Removal
Cutter Drive Pulleys:	4 Groove
Cutter Drive Belts:	3V Section Banded
Drum Shaft Diameter:	1-11/16" Cold Rolled Steel
Drum Shaft Bearings:	1-11/16" Dual Roller Timkens
Depth Control:	12V DC Ball Screw Actuator
Pivoting Axle:	1-1/4" Dia. With Machined Spindles
Axle Bearings:	1-1/4" Split Babbit Style
Wheels/Tires:	4.80 x 8 (6" Dia.) Highway Rated
Wheel Bearings:	Tapered Roller Bearings w/ Seal
Fuel Capacity:	6.75 US Gallons
Drum Size:	2 Ea. 1-3/16" x 12" Dia., Surface Ground
Bit Pins:	6 Ea. 7/8" Dia. Hardened Pins
Cutting Width, Depth:	1/2" to 2" Wide, 0 to 1-1/2" Deep
Drum Capacity:	6 Ea. 4.75" to 5" Dia. Carbide Cutters
Dimensions (l x w x h)	44" x 32.75" x 47"
Shipping Weight (lbs):	550 Lbs., Dry
Options:	Hour Meter, Gauge Package

Due to continuous improvement, specifications are subject to change without notice.

PRODUCTS FROM CPMG



P5

Durapatcher Patching System



C1


On-Demand Combination Machine



M-Series

Crack Sealing Machine

Distributed By:



Phone : 800-328-3874
 Email : info@cimline.com
 CIMLINEPMG.COM



R3



Dust Suppression Tank



Quick Stop Anti-Kickback



Large Depth Gauge



Cut-Control Option Knob

The key to effective crack sealing is preparation. Extend the life of your pavement by routing a reservoir, cleaning with a heat lance then applying properly heated rubberized sealant. The R3 asphalt crack router utilizes the latest technology to provide accurate, high-performance routing. The R3 dust suppression safely mitigates dust for up to 45 minutes of constant cut time.

“Quick Stop II Anti-Kickback” System:

Stops all backward travel with its positive locking hubs when the handles are released. The Belly-Bar hands-free emergency engine shut down completes the system.

Cut Control Option:

Get accurate cuts every time. Simply set the switch to auto and dial in the cut depth. Raise the machine, reposition and flip the switch back to auto. The router will return to the exact depth of the last cut.

Electric Start 27 hp Kohler Engine:

Industrial strength for low-maintenance, continuous use in the harshest conditions. High horsepower provides smooth routing.

Easy Access:

Easily gain access to drum for bit removal or cut width maintenance with the flip up shroud. Two-piece drum design is balanced for low vibration and lower cost of replacement.

